

Available online on 15.9.2018 at <http://ujpr.org>**Universal Journal of Pharmaceutical Research***An International Peer Reviewed Journal*

Open access to Pharmaceutical research

This is an open access article distributed under the terms of the Creative Commons

Attribution-Non Commercial Share Alike 4.0 License which permits unrestricted non commercial use, provided



the original work is properly cited

Volume 3, Issue 4, 2018

RESEARCH ARTICLE

FORMULATION AND EVALUATION OF IBUPROFEN GASTRO-RETENTIVE FLOATING TABLETS**Saddam C Shaikh***, Dnyaneshwar Sanap^{1D}, Dipak V Bhusari, Shirish Jain, Pooja P Kochar, Vikram N Sanchati

Rajarshi Shahu College of Pharmacy, Buldana, Maharashtra, India

ABSTRACT

Objective: The objective of the present study was to formulate the gastro-retentive floating tablets containing Ibuprofen, which would remain in stomach and/or upper part of GIT for prolonged period of time. Floating systems have low bulk density so that they can float on the gastric juice in the stomach. Ibuprofen is an anti inflammatory drug.

Methods: On trial and error basis formulation design was done. Four different batches of floating tablets of Ibuprofen were prepared using HPMC, Xanthan gum, and gas generating agent sodium bicarbonate and citric acid. The tablets were characterized for the pre and post compression parameters such as friability, hardness, thickness, drug content, weight variation, *in-vitro* buoyancy studies and 13 hrs *in-vitro* drug release studies and the results were within the limits.

Results: There was no interaction found in between drug and other ingredients. Maximum release was shown by formulation of batch F4 (47.38%), and minimum by the formulations of batch F2 (34.46%) in the duration of 13 hrs.

Conclusion: From the results obtained, it was concluded that the optimized formulation F4 desired drug release properties and floating behavior.

Keywords: Citric acid, gastro-retentive floating tablets, HPMC K4M, Ibuprofen, sodium bicarbonate, xanthan gum.

Article Info: Received 13 June 2018; Revised 26 August; Accepted 3 September, Available online 15 September 2018

**Cite this article-**

Saddam C Shaikh, Dnyaneshwar Sanap, Dipak V Bhusari, Shirish Jain, Pooja P Kochar, Vikram N Sanchati. Formulation and evaluation of Ibuprofen gastro-retentive floating tablets. Universal Journal of Pharmaceutical Research. 2018; 3(4): 20-24.

DOI: <https://doi.org/10.22270/ujpr.v3i4.178>

Address for Correspondence:

Saddam C Shaikh, Rajarshi Shahu College of Pharmacy, Buldana, Maharashtra, India. E-mail: saddamshaikh.bld@gmail.com.

INTRODUCTION

Administration of drugs by oral route offers ease administration and gastrointestinal physiology offers more flexibility in dosage form design than other routes¹. Drugs that are easily absorbed from gastrointestinal tract (GIT) and have short half lives are eliminated quickly from the systemic circulation. So, there is need of frequent dosing of these drugs is required to achieve desired therapeutic activity. To avoid this, the development of oral sustained/controlled release formulations is an attempt to release the drug slowly into the GIT and maintain an effective drug concentration in the systemic circulation for a long time. Floating drug delivery systems (FDDS) were first described by Davis in 1968². Floating systems or Hydro-dynamically controlled systems are low-density systems that have sufficient buoyancy to float over the gastric contents and remain buoyant in the stomach without affecting the gastric emptying rate for a prolonged period of time while the system is floating on the gastric content; the drug is released slowly at the desired rate from the floating system. After release of

drug, the residual system is emptied from the stomach³. This results in an increased Gastric retention time and a better control of the fluctuations in plasma drug concentration⁴. Gastro retentive systems confine the dosage forms for several hours inside the stomach and considerably prolong the gastric residence time of drugs⁵. Prolonged gastric retention improves bioavailability, reduces drug waste, and improves solubility for drugs that are less soluble in a high pH environment. It is also beneficial for local drug delivery to the stomach and proximal small intestines⁶. Ibuprofen (iso-butyl-propanoic-phenolic acid) is a non-steroidal anti-inflammatory drug (NSAID). It is a propionic acid derivatives⁷. It is used for treatment of rheumatoid arthritis, degenerative joint disease, osteoarthritis, acute musculoskeletal disorders, and low back pain, fever. The bioavailability of the drug is 87-100% and the protein binding capacity is 98%⁸. It is metabolized by liver and it has a plasmatic half-life of 1.8–2.0 h as a result, it has to be administered three to six times a day. It is excreted through urine⁹.

Hydrophilic polymer matrix is widely used for formulating sustained release dosage form. HPMC is widely used hydrophilic polymer to prolong drug release due to its rapid hydration, good compression and gelling characteristics along with its ease of use, availability, and very low toxicity. It regulates the release of drug by controlling the swelling and cross-linking^{10,11}.

The main intention of this work was to formulate a single unit floating tablets of ibuprofen with use of HPMC for the release of the drug after a definite lag time and provides required concentration of drug at regular intervals of time which results reduction in frequency of dose of administration and will improve patient compliance¹².

MATERIALS AND METHODS

Ibuprofen was obtained as a gift sample from Leben Parma, Akola, Maharashtra, India. HPMC K4M, Xanthan gum, Citric acid, lactose and Sodium bicarbonate, Talc and MCC were obtained from Research Lab, Akola, Maharashtra, India. All the chemicals and reagents required for the present experimental work are of analytical grade.

Standard Calibration Curve

10 mg of Ibuprofen was weighed and dissolved in 10 ml of phosphate buffer 6.8, to give a solution of 1000 µg/ml concentration. From this solution 1 ml was taken and diluted to 10ml using Phosphate buffer 6.8 to produce a stock solution of 100µg/ml. From this stock solution different concentrations were prepared. The absorbance of these solutions was measured at 221 nm by UV spectrophotometer (Jasco V530 plus)¹³.

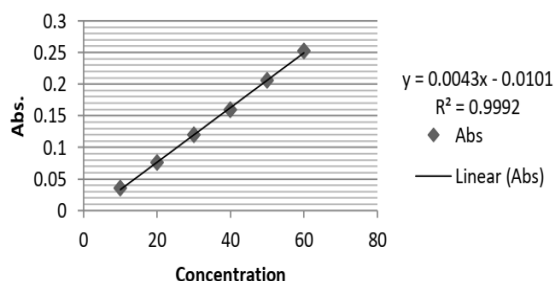


Figure 1: Standard calibration curve of Ibuprofen

Fourier Transform Infra-Red (FTIR) Spectroscopy

Interaction of drug with excipients was confirmed by carrying out IR interactions studies. Drug and excipients used in study were placed in air tight screw cap amber colored vials, then vials were kept at room temperature as well as in hot air oven at 40°C for one week to get them moisture free and FT-IR analysis was carried out with saturated potassium bromide using pellet making method. Standard and KBr were taken in the ratio of 1:300 to make a solid disc or pellet with the help of Hydraulic Pellet Machine^{14,15}.

Powder characterization

1. Bulk Density: It refers to packing of particles. The bulk density of the formulated granules was evaluated using a bulk density apparatus¹⁶. It is expressed in gm/ml and is given by

$$\text{Bulk density} = \frac{\text{Mass of the powder}}{\text{Volume of the bulk powder}}$$

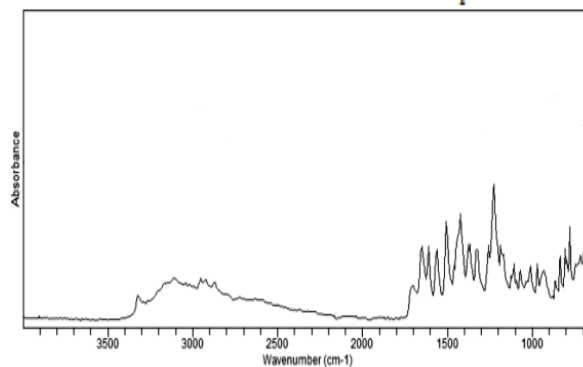


Figure 2: FTIR spectrum of Ibuprofen

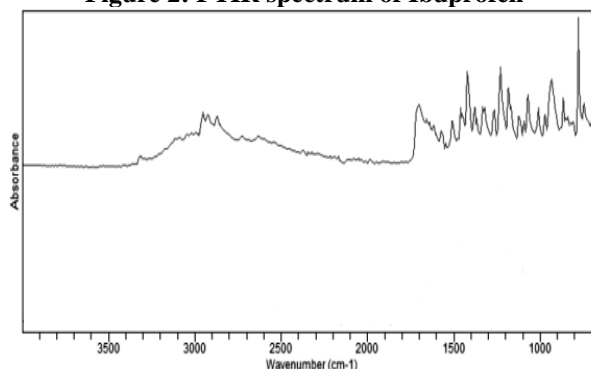


Figure 3: FTIR spectrum of mixture of Ibuprofen, HPMC K4M

2. Tapped density

Weighed quantity of tablet blend was into a graduated cylinder. Volume occupied by the drug was noted down. Then cylinder was subjected to 100, 200 and 300 taps in tap density apparatus¹⁷. According to USP,

$$\text{Tapped density} = \frac{\text{Mass of the powder}}{\text{Tapped volume of the powder}}$$

3. Carr's Index (Compressibility)

The compressibility index and Hausner ratio was measures the property of powder to be compressed. The packing ability of tablet blend was evaluated from change in volume, which is due to rearrangement of packing occurring during tapping¹⁸.

It was indicated as Carr's compressibility index was calculated by following formula-

$$\text{Carr's index (\%)} = \frac{\text{Tapped density} - \text{Bulk density}}{\text{Tapped density}} \times 100$$

4. Hausner Ratio

It is measurement of frictional resistance of tablet blend¹⁹. The ideal range should be 1.2-1.5. It was determined by the ratio of tapped density and bulk density

$$\text{Hausner's ratio} = \frac{\text{Tapped density}}{\text{Bulk density}}$$

5. Angle of Repose

It is defined as the maximum angle that can be obtained between the free standing of powder heap and horizontal plane²⁰. It was determined by the following equation:

$$\tan \theta = \frac{h}{r}$$

Where, θ = Angle of repose, h = of powder heap.
 r = Radius of the powder cone.

Preparation of Ibuprofen floating tablets

The composition of different formulations of Ibuprofen floating tablets is shown in Table 2. All the ingredients were accurately weighed and passed through mesh 60#. In order to mix the ingredients thoroughly drug and polymer were blended and geometrically in a mortar and pestle for 15 minutes then magnesium stearate, sodium bicarbonate, talc, lactose and magnesium stearate were mixed one by one. After thoroughly mixing the ingredients, the powder was blend was passed through 44# sieve and compressed on rotary tablet punching machine^{21,22}.

Post compression parameters of Ibuprofen floating tablets

1. Weight uniformity test

Twenty Ibuprofen tablets were weighed individually, average weight was calculated and individual tablet weights were compared to the, average weight. The tablets met the USP test if no more than 2 tablets are outside the percentage limit and if no tablet differs by more than two times the percentage limit²³.

2. Hardness test

The hardness of the tablets was determined using Monsanto Hardness tester. It is expressed in kg/cm². Six tablets were randomly picked from each formulation and the mean and standard deviation values were calculated²⁴.

3. Friability

A friability test was conducted on Ibuprofen floating tablets using a Roche friabilator. Twenty tablets were selected from each batch and any loose dust was removed with the help of a soft brush. The tablets were initially weighed and transferred into friabilator. The drum was rotated at 25 rpm for 4 minutes after which the tablets were removed. Any loose dust was removed from the tablets as before and the tablets were weighed again^{25,26}. The percentage friability was then calculated by,

$$\% \text{ Friability} = \frac{\text{Initial weight} - \text{Final weight}}{\text{Final weight}} \times 100$$

4. Lag Time

The *In-vitro* buoyancy was determined by the lag time. The Ibuprofen tablets were placed in a 100 ml beaker containing 0.1 N HCl. The time required for a tablet to rise to the surface for floating was determined as the lag time²⁷.

5. Floating Time

The Ibuprofen tablets were placed in a 100 ml glass beaker containing 0.1 N HCl. The time for which the tablet remained floating on the surface of medium was determined as floating time²⁸.

6. Drug Content

Ten Ibuprofen tablets were weighed and average weight was calculated. All the 10 tablets were crushed in a mortar. The powder equivalent to 10 mg was accurately weighed, dissolved in 5 ml of Methanol and made up to 100 ml of 0.1 N HCl. The volumetric flask was then shaken for approximately 20 minutes. The solution was filtered and 1 ml of filtrate was diluted to 10 ml using 0.1 N HCl. Absorbance was measured at 221 nm using 0.1 N HCl as a blank. The amount of

drug present in one tablet was calculated²⁹.

7. In vitro release studies

In vitro drug release study for the prepared Ibuprofen floating tablets were conducted for period of 13 hours using a six station USP XXVI type II (paddle) apparatus at 37±0.5°C and 50 rpm speed. The dissolution studies were carried out in triplicate for 10 hours in phosphate buffer of pH 6.8 under sink condition. At first half an hour and then every 1 hour interval samples of 5ml were withdrawn from dissolution medium and replaced with fresh medium to maintain the volume constant. After filtration and appropriate dilution, the sample solution was analyzed at 221 nm for Ibuprofen by a UV- spectrophotometer²⁹.

RESULTS AND DISCUSSION

Floating tablets of Ibuprofen were developed in order increase the gastric residence time of drug, so that they can be retained in stomach for longer time to reduce the frequency of administration. Four different batches of tablets were made using HPMC K4M, along with effervescent agent sodium bicarbonate and citric acid to optimize the drug content, *in-vitro* buoyancy and *in-vitro* drug dissolution studies.

Table 1: Results of physical evaluation of pre-compression blend

Batch code	Angle of repose (θ)	Bulk Density	Tapped Density	Carr's Index	Hausner's ratio
F1	21	0.224	0.264	15.15	1.17
F2	22	0.222	0.260	14.61	1.17
F3	26	0.251	0.289	13.14	1.15
F4	25	0.229	0.260	11.92	1.13

The selection of viscosity grade of a polymer is an important consideration in the formulation of tablet. All the formulations were prepared by direct compression method. Preformulation is the first step in development of new formulation. Characteristic absorption bands in FTIR spectrum of the drug sample showed and proved identity of drug. There was no interaction found in between drug and other ingredients. Absorption maxima of the Ibuprofen were determined by UV spectrophotometric method using UV/Visible spectrophotometer. The λ_{max} of Ibuprofen in phosphate buffer 6.8 is 221 nm. The standard curves of Ibuprofen were prepared in Phosphate buffer 6.8 in the concentration range of 10 to 50µg/ml. A straight line with $r^2=0.9992$ was found indicating that the drug follows Beer's law within the specified concentration range. The value of Hausner's ratio varies from 1.13-1.17. Bulk density varies from 0.222-0.251 and tapped density varies from 0.260-0.289. Whereas angle of repose varied from 22-31° which ensured good flow properties of powder. Carr's Index varies from 11.92 - 15.15. The general appearance of tablets, its visual identity and overall 'elegance' is essential for acceptability, the shape of all the formulation remained off white, smooth, flat faced circular and no visible cracks. In a weight variation test, the Pharmacopoeial limit for percentage deviation for the tablets of more than 250 mg is ±5%¹⁸. The average percentage deviation of all the tablet formulations was found to be

within the above limit, and hence all the formulations passed the test for uniformity of weight as per the official requirements. The hardness of the tablet was measured by Monsanto tester and was ranged between 3.7 ± 0.93 to 6.3 ± 0.98 Kg/cm². Increasing tablet

hardness provided a much great control over dissolution rate. The resistance of tablets to shipping or breakage, under conditions of storage, transportation and handling before usage depends on its hardness²².

Table 2: Composition of different Ibuprofen floating tablets

Batch code	Ibuprofen (mg)	HPMC K4M (mg)	Xanthan gum (mg)	NaHCO ₃ (mg)	M.C.C (mg)	Citric acid (mg)	Lactose (mg)	Mg stearate (mg)	Talc (mg)
F1	100	25	12	20	38	15	13	5	5
F2	100	12	25	18	38	12	11	5	5
F3	100	37	37	25	38	18	18	5	5
F4	100	50	50	30	38	25	20	5	5

Table 3: Evaluation parameters of Ibuprofen floating tablets

Batch code	Average weight (gm., n=20)	Hardness (kg/cm ³), n=6	Friability (%), n=20	Buoyancy lag time (sec)	Total floatation time (hrs)	% Drug Content, n=10
F1	0.485±0.03	3.7 ±0.93	0.7	120±1.01	>10	98.86±0.15
F2	0.492±0.14	6.3 ±0.98	0.3	100±1.78	>8	98.32±0.09
F3	0.500±0.25	4.2 ±1.26	0.5	200±1.46	>10	97.58±0.47
F4	0.468±0.09	5.9 ±1.35	0.2	240±1.59	>11	99.57±0.63

Friability is the measure of tablet strength. The friability was measured by Roche friabilator and was found 0.2 to 0.7 %, and this parameter given the satisfactory mechanical resistance of the tablet. In the present study the percentage friability for all the formulations was below 1% indicating that the friability is within the prescribed limits²⁶. The drug content estimations showed values in the range of 97.58±0.47 to 99.57±0.06 %. These results showed the good drug content uniformity of the tablet. The release profiles of formulations F1, F2, F3 and F4, are shown in Figure 4. The release of drug mainly depends upon the polymer concentration. Maximum release was shown by formulation of batch F4 (47.38%), and minimum by the formulations of batch F2 (34.46%) in the duration of 13 hrs. The release profiles showed tri-phasic with initial burst effect (less than 30 min) followed by a polymer-controlled slower release in the second phase.

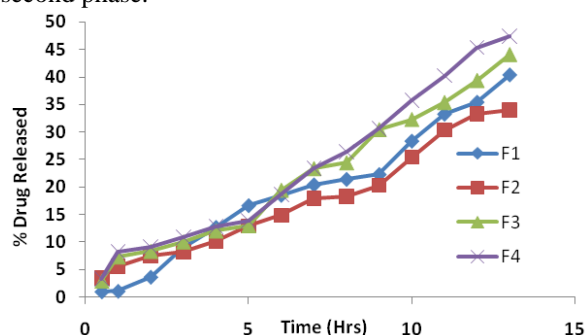


Figure 4: In-vitro % drug release profiles of Ibuprofen floating tablets

The difference in burst effect was the result of difference in the viscosity of the polymers. It is reported that citric acid level greatly influenced the drug release, irrespective of hydroxypropyl methyl cellulose grade. Lactose was used as diluents as well as channeling agent in the floating delivery of the drug.

In vitro release profile showed that on increasing the concentration of lactose release rate increased. Floating lag time for formulations of batches was found to in the range of 100±1.78 to 240±1.59 sec. The concentration of gas generating agent affected the floating lag time, as the amount of gas-generating agent was increased, the floating lag time decreased. The incorporation of gas generating agent exhibited reduction in the floating lag time. After the analysis of the above formulation and optimization study we can conclude that optimized formulation of batch F4 is the best and promising formulation for the delivery of the Ibuprofen in order to provide the controlled release and increased gastro retentive drug delivery system to reduce frequency of its administration.

CONCLUSION

The ultimate aim of the present study was to prepare gastroretentive floating tablet of Ibuprofen using polymers like HPMC K4M by direct compression method. FTIR study concludes no drug polymer interaction. Different pre compression properties like Carr,s Index, Hausner ratio indicate good flow properties of powder. The formulations were evaluated for various parameters like hardness, friability, weight variation, floating lag time, floating time, *in-vitro* drug release etc. Based on different evaluation parameters formulation of batch F4 was concluded as an optimum formulation. The present research work was successful in improving the efficacy of Ibuprofen oral therapy as the drug release was extended reducing dosing frequency thereby improving patient compliance.

AUTHOR'S CONTRIBUTION

The manuscript was carried out, written, and approved in collaboration with all authors.

CONFLICT OF INTEREST

No conflict of interest was associated with this work.

REFERENCES

1. Sonar GS, Jain DK. Preparation and *in vitro* Evaluation of bilayer and floating – bioadhesive tablet of Rosiglitazone Maleate. *Asian J Pharm Sci* 2004; 1(4) ,161-169
<https://doi.org/10.1016/j.ijpharm.2014.09.056>
2. Igwe J, Chibueze, Emenike IV, Oduola AR. Formulation and evaluation of Finasteride sustained-release matrix tablets using different rate controlling polymers. *Univ J Pharm Res* 2016; 1(2): 25-31. <https://doi.org/10.4103/0975-7406.94146>
3. Arora S, Ali J, Ahuja A, Khar RK, Baboota S. Floating drug delivery systems: a review. *AAPS Pharmsci Tech* 2005; 6 (3) Article 475. <https://doi.org/10.1208/pt060347>
4. Vendruscolo CW, Andrezza IF, Ganter JL, Ferrero C and Bresolin TM. “Xanthan and galactomann matrix tablets based for oral controlled delivery of theophylline. *Int J Pharm* 2005; 296: 1-11.
<https://doi.org/10.1016/j.ijpharm.2005.02.007>
5. Chandran S, Laila FA. Design and evaluation of Ethyl Cellulose Based Matrix Tablets of Ibuprofen with pH Modulated Release Kinetics. *Indian J Pharm Sci* 2008; 3(4): 418-423. <https://doi.org/10.4103/0250-474X.45397>
6. Seifert, SA; Bronstein, AC; McGuire, T. Massive ibuprofen ingestion with survival. *Journal of Toxicology. Clin Toxicol* 2000; 38 (1): 55–7. <https://doi.org/10.1081/CLT-100100917>
7. Davanzo R, Bua J, Paloni G, Facchina G. Breast feeding and migraine drugs. *Europ J Clin Pharmacol.* 2014; 70 (11): 1313–24. <https://doi.org/10.1007/s00228-014-1748-0>
8. Rainsford KD. Discovery, mechanisms of action and safety of ibuprofen. *Int J Clin Prac* 2003; 135: 3–8.
9. Ziyaur R, Mushir A and Khar RK. Design and Evaluation of bilayer floating tablets of captopril. *Acta Pharmaceutica* 2006; 56: 49-57.
10. Paert Zhang J, Massart MH. Feasibility study of the use of near Infrared spectroscopy in the quantitative analysis of green tea, *camellia sinesis*. *Analytica Chimica Acta* 2003; 478(2):303-312.
[https://doi.org/10.1016/S0003-2670\(02\)01509-X](https://doi.org/10.1016/S0003-2670(02)01509-X)
11. Varshosaz J, Tavakoli N. Formulation and evaluation of sustained release matrix tablet of aspirin. *AAPS Pharm Sci Tech* 2006; 7(1): 13-18.
12. Chandran S, Laila FA. Design and evaluation of Ethyl Cellulose Based Matrix Tablets of Ibuprofen with pH Modulated Release Kinetics. *Indian J Pharm Sci* 2008; 3(4): 418-423. <https://doi.org/10.4103/0250-474X.45397>
13. Ikehukwu UR, John Francis DE, Ambi AA. Development and evaluation of Ritonavir hollow microballoons for floating drug delivery. *Univ J Pharm Res.* 2017; 2(2): 30-34.
14. Fukuda M, Peppas NA, Mc Ginity JW. A floating hot-melt extruded tablets for gastroretentive controlled drug release system. *J Cont Rel* 2006; 115:121-129.
<https://doi.org/10.1016/j.jconrel.2006.07.018>
15. Kristl J, Baumgartner S, Vodopivec P, Zorko B. Optimisation of floating matrix tablets and evaluation of their gastric residence time. *Int J Pharm* 2000; 195:125-135.
[https://doi.org/10.1016/S0378-5173\(99\)00378-6](https://doi.org/10.1016/S0378-5173(99)00378-6)
16. Tadros MI. Controlled-release effervescent floating matrix tablets of ciprofloxacin hydrochloride: Development, optimization and *in vitro-in vivo* evaluation in healthy human volunteers. *Europ J Pharm Biopharm* 2010; 74:332-339. <https://doi.org/10.1016/j.ejpb.2009.11.010>
17. Elmowafy EM, Awad GAS, Mansour S, El Shammy. Release Mechanisms Behind Polysaccharides-Based Famotidine Controlled Release Matrix Tablets. *AAPS. Pharm Sci Tech* 2008; 9(4):1230-1239.
<https://doi.org/10.1208/s12249-008-9155-4>
18. Felix Sunday Yusuf. Formulation and *in-vitro* evaluation of floating microballoons of stavudine. *Univ J Pharm Res* 2016; 1(1): 13-19. <https://doi.org/10.3797/scipharm.1501-07>
19. Timmermans J, Moes A J: Factors controlling and gastric retention capabilities of floating matrix capsules: New data for reconsidering the controversy. *J Pharm Sci* 1994; 83 (1): 18-24. <https://doi.org/10.1002/jps.2600830106>
20. Dave BS, Amin AF, Patel MM. Gastro retentive drug delivery system of ranitidine hydrochloride: formulation and *in-vitro* evaluation. *AAPS Pharm Sci Tech* 2004; 5: E34.
<https://doi.org/10.1016/j.ajps.2016.04.007>
21. Jimenez M, Quirino-barreela JJ. Sustained delivery of floating matrix labeled. *Ind J Pharm* 2008; 362:37-4B.
<https://doi.org/10.1208/pt060347>
22. Kendre PN, Lateef SN, Godge RK, Chaudhari PD, Fernandes SL, Vibhute SK. Oral sustained delivery of theophylline floating matrix tablets- formulation and *in-vitro* evaluation. *Int J Pharm Tech Res* 2010; 2(1), 130–139.
23. Yonezava Y, Ishida S, Sunanda S. Release from or through a wax matrix system: I, basic release properties of the wax matrix system. *Chem Pharm Bull* 2001; 49:1448e51.
24. Klausner EA, Lavy E, Barta M, Cserepes E, Friedman M, Hoffman A. Novel gastroretentive dosage forms: Evaluation of gastroretentivity and its effect on levodopa absorption in humans. *Pharm Res* 2003; 20:1466-73.
<https://doi.org/10.1023/a:1025770530084>
25. Anyanwu NCJ, Adogo LY, Ajide B. Development and evaluation of *in situ* gelling gastroretentive formulations of Meloxicam. *Univ J Pharm Res* 2017; 2(3): 11-14.
<https://doi.org/10.22270/ujpr.v2i3.R3>
26. Wu W, Zhou Q, Zhang HB, Ma GD, Fu CD. Studies on nimodipine sustained release tablet capable of floating on gastric fluid with prolonged gastric resident time. *Yao Xue Xue Bao* 1997; 32:786-90.
27. Li S, Lin S, Daggy BP, Mirchandani HL, Chein YW. Effect of HPMC and carbopol on the release and the floating properties of gastric floating drug delivery system using factorial design. *Int J Pharm* 2003; 253:13-22.
[https://doi.org/10.1016/S0378-5173\(02\)00642-7](https://doi.org/10.1016/S0378-5173(02)00642-7)
28. Verma BK, Pandey S, Arya P. Tablet granulation: current scenario and recent advances. *Univ J Pharm Res* 2017; 2(5): 34-39.
<https://doi.org/10.22270/ujpr.v2i5.RW1>